

Monoscour® Filter



The Monoscour® filter is a heavy-duty, high rate gravity filter designed for treating high turbidity loads and sticky particulates such as those typically encountered following chemical treatment with polymers and coagulants. It is particularly useful in wastewater applications, lime softening applications, cooling tower side stream filtration, and all other gravity filter applications where high filtering rates are desirable. The Monoscour filter is fully automatic and incorporates a self contained backwash compartment that eliminates the need for backwash pumps and tanks. It also includes a vigorous air scour step to efficiently clean the filter media while minimizing the volume of backwash water consumed.



Standard Design Features

- Carbon steel tank construction
- Always operates under positive head, no siphons
- Structural steel beam reinforcement at high stress areas
- Coal tar epoxy lining
- Impact and corrosion resistant, FDA approved, molded polypropylene strainer construction
- Flow split box included for multi-cell installations
- Fully automatic operation with standard industrial grade PLC controls

Optional Design Features

- Alternate materials of construction (such as stainless steel) and coatings
- Municipal design with open air break between filter cell(s) and backwash storage compartment
- Packaged clarifier/Monoscour filter units designed to treat up to 300 gpm in a single factory assembly
- In-house laboratory analysis for equipment optimization
- Backwash compartment covers
- Alternate media selections
- Influent clarifiers or floc tanks
- Monovalve® (filter design without air scour)
- API 650 or 620 designs available

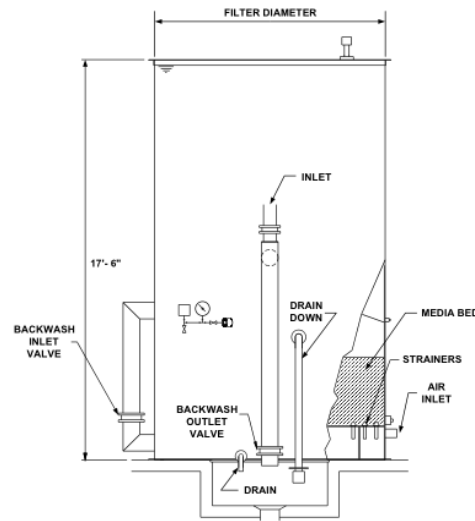
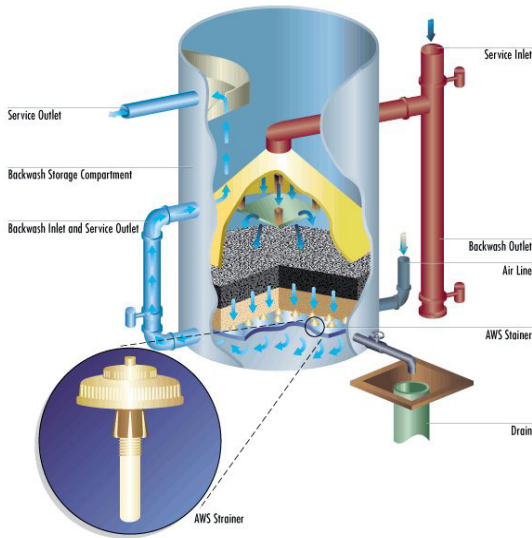
Typical Applications

- Reactivator or lamella clarifier effluent polishing
- Cooling tower sidestream filtration
- Iron & manganese removal
- Direct filtration with or without in-line coagulation
- Industrial wastewater
- Potable water
- Reverse osmosis pretreatment

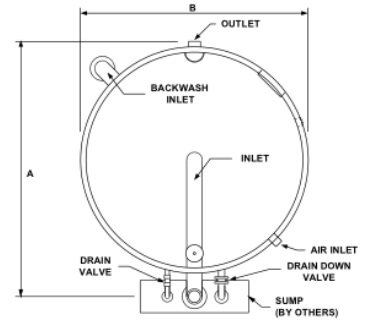
Other Filter Types Available

- Concrete construction
- Rectangular multi-cell steel
- Vertical pressure type
- Horizontal pressure type
- Activated carbon

Monoscour® Filter



Elevation View



Plan View

Specifications

Model Number	Tank Dia. (FT)	Filter Capacity (GPM)		Ship Weight Lbs.	Oper Weight Lbs.	Dim. A	Dim. B	Outlet Valve (IN)	Inlet Valve (IN)	Backwash Valves (IN)	Drain Valve (IN)	Optional Air Inlet Valve (IN)
		@ 3 GPM/ SQ FT	@ 5 GPM/ SQ FT									
MS-05-1-X	5	59	98	4,000	27,300	6'-11"	5'-6"	4	3	4	2	2.5
MS-06-1-X	6	85	141	5,000	38,500	8' - 0"	6'-6"	4	4	6	2.5	2.5
MS-07-1-X	7	115	192	6,400	52,000	9' - 0"	7'-6"	6	4	6	2.5	3
MS-08-1-X	8	151	251	7,400	66,900	10' - 0"	8'-6"	6	6	6	3	3
MS-09-1-X	9	191	318	8,600	84,000	10'-10"	9'-6"	6	6	8	3	3
MS-10-1-X	10	236	393	9,700	95,500	11'-10"	10'-6"	6	6	8	3	4
MS-11-1-X	11	285	475	11,000	115,000	13' - 2"	11'-6"	8	8	10	4	4
MS-12-1-X	12	339	565	12,300	136,000	14' - 2"	12'-6"	8	8	10	4	4
MS-13-1-X	13	398	664	13,600	159,000	15' - 6"	13'-6"	8	8	12	4	4
MS-14-1-X	14	462	770	15,500	184,000	16' - 6"	14'-6"	10	8	12	6	4
MS-15-1-X	15	530	884	16,500	210,000	17' - 6"	15'-6"	10	8	12	6	6
MS-16-1-X	16	603	1005	18,300	240,000	18' - 6"	16'-6"	10	10	12	6	6
MS-17-1-X	17	681	1135	21,000	270,000	19'-10"	17'-6"	12	10	14	6	6
MS-18-1-X	18	763	1272	23,100	310,000	20'-10"	18'-6"	12	10	14	6	6
MS-19-1-X	19	851	1418	25,000	335,000	22' - 2"	19'-6"	12	10	16	6	6
MS-20-1-X	20	942	1571	27,000	370,000	23' - 2"	20'-6"	14	12	16	8	8
MS-21-1-X	21	1039	1732	31,000	409,000	24' - 2"	21'-6"	14	12	16	8	8
MS-22-1-X	22	1140	1901	33,400	448,000	25' - 2"	22'-6"	16	12	16	10	8
MS-23-1-X	23	1246	2077	36,000	490,000	26' - 6"	23'-6"	16	12	18	10	8
MS-24-1-X	24	1357	2262	38,000	532,000	27' - 6"	24'-6"	16	14	18	10	8

Note: Larger sizes available upon request.

Contact Us

Graver Water Systems, LLC
675 Central Avenue, Suite 3
New Providence, NJ 07974

T: 908 516 1400
F: 908 516 1401
E: info@graver.com